

16-Apr-19

Date	Nifty Spot	Nifty Future	Pre / Dis	Nifty Future Curr. expiry OI	Nifty Future Total OI	PCR (OI)	VIX	Most Active Call	Most Active Put	P/E	Nifty P/B
15-Apr	11690	11,728	37.40	1,54,91,700	1,73,46,000	1.29	21.39	12000	11700	29.18	3.73
12-Apr	11643	11,704	60.40	1,50,75,675	1,67,70,825	1.24	21.00	12000	11500	29.06	3.72
Chg	0.40%	0.20%		2.76%	3.43%		1.86%				

Nifty Options Data is for the expiry 25-Apr-19

CNX NIFTY



MARKET OVERVIEW

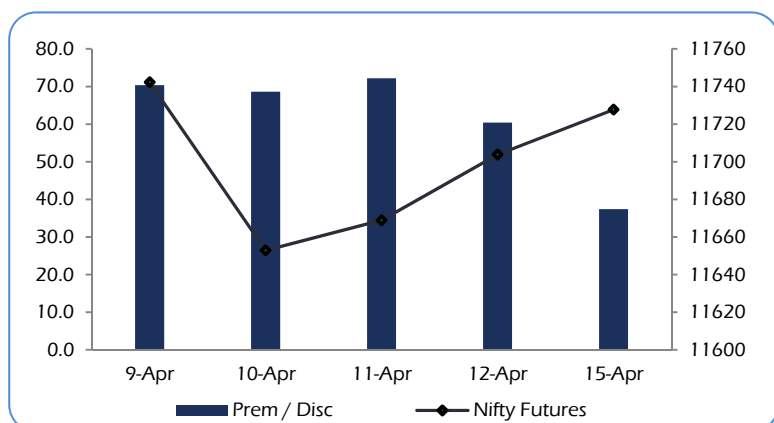
India Volatility Index (VIX), a gauge for market's short term expectation of volatility increased by 1.86% and reached 21.39.

Nifty April 2019 futures closed at 11727.75 on Monday, at a premium of 37.40 points over spot closing of 11690.35.

Nifty May 2019 futures ended at 11794.85, at a premium of 104.50 points over spot closing.

Nifty April futures saw an addition of 0.42 million (mn) units, taking the total outstanding open interest (OI) to 15.49 mn units.

NIFTY PREMIUM / DISCOUNT



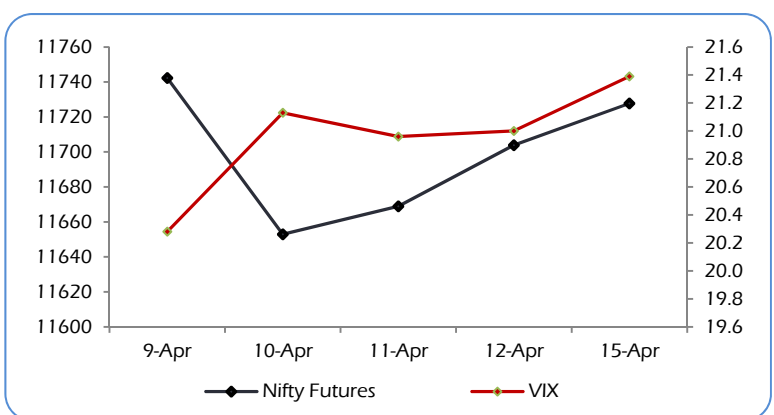
The Nifty Put Call Ratio (PCR) finally stood at 1.29 for April month contract.

The top five scrips with highest PCR on OI were Shree Cement (1.50), Bosch (1.42), Tata Motors (1.20) Bajaj Finserv (1.23) and ICI Prudential Life Insurance (1.39).

From the most active contracts, Tata Consultancy Services April 2019 futures traded at a premium of 4.50 points at 2117.50 compared with spot closing of 2113.00. The numbers of contracts traded were 49,070.

Tata Motors April 2019 futures traded at a discount of 0.10 points at 231.90 compared with spot closing of 232.00. The numbers of contracts traded were 39,806.

CNX NIFTY vs INDIA VIX



Infosys April 2019 futures traded at a premium of 0.85 points at 729.05 compared with spot closing of 728.20. The numbers of contracts traded were 35,560.

Reliance Industries April 2019 futures traded at a premium of 7.05 points at 1346.05 compared with spot closing of 1339.00. The numbers of contracts traded were 19,340.

Tata Steel April 2019 futures traded at a premium of 0.70 points at 554.70 compared with spot closing of 554.00. The numbers of contracts traded were 18,606.

Nifty Call Options

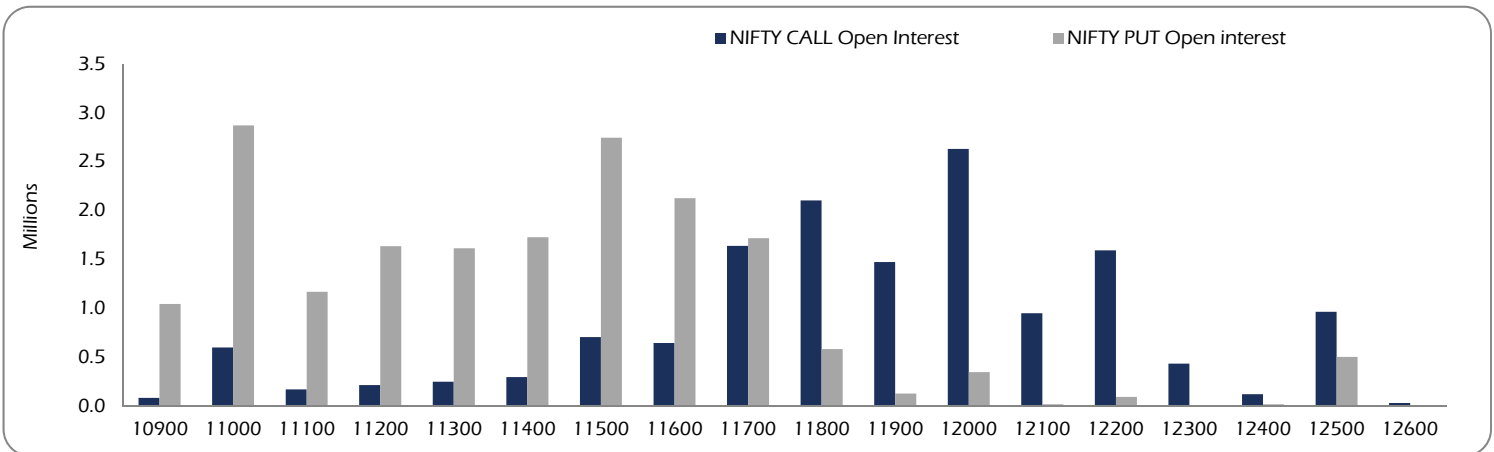
Strike	Nifty Call OI	Chg in OI	Curr. IV	Prev. IV	LTP	Net Chg
11400	2,93,850	-8475	14.3	13.0	336.5	11.5
11500	7,04,025	-92475	13.2	12.4	247.5	6.7
11600	6,42,750	-70350	12.5	12.0	168.6	0.2
11700	16,38,150	77325	11.5	11.5	100.0	-5.8
11800	21,02,025	-163650	10.7	11.2	50.7	-9.3
11900	14,71,500	-76725	10.3	10.8	21.2	-9.7
12000	26,29,500	-322875	10.5	11.0	8.1	-7.0
12100	9,47,325	-34950	10.6	11.4	3.3	-3.4
12200	15,91,425	-13725	12.4	12.4	2.5	-1.7
12300	4,32,225	-13575	13.8	13.5	2.0	-1.0

Nifty Put Options

Strike	Nifty Put OI	Chg in OI	Curr. IV	Prev. IV	LTP	Net Chg
11400	17,26,050	67575	13.8	13.2	14.5	-9.8
11300	27,44,850	-155475	14.6	13.9	25.7	-15.3
11400	21,25,350	286275	13.8	13.2	44.1	-20.4
11500	17,15,250	363300	12.8	12.6	76.0	-26.7
11600	5,81,850	130950	11.8	11.9	125	-31.8
11700	1,26,000	12750	11.2	11.4	192	-33.2
11800	3,46,125	-26625	10.2	10.4	277	-26.9
11900	16,350	900	9.1	9.4	373	-27.0
12000	91,350	-300	5.5	8.2	464	-33.2
12100	1,125	225	-	7.9	561	-53.8

Nifty Options Data is for the expiry 25-Apr-19

OPEN INTEREST – NIFTY CALL & NIFTY PUT

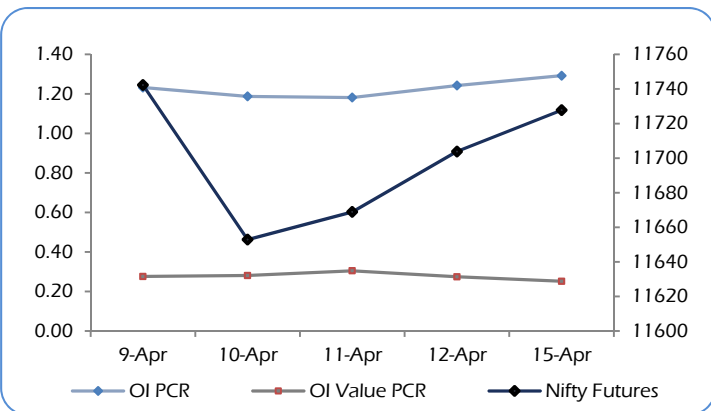


Nifty calls, 12,000 SP from the April month expiry was the most active call with a contraction of 0.32 million open interests.

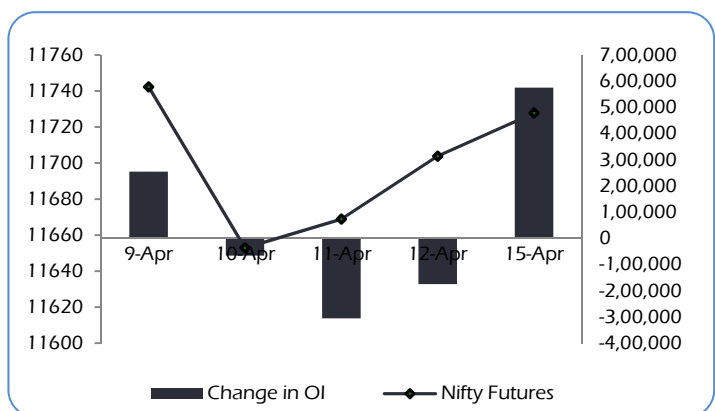
Nifty puts, 11,700 from the April month expiry was the most active put with an addition of 0.36 million open interests.

The maximum OI outstanding for Calls was at 12,000 SP (2.63mn) and that for Puts was at 11,000 SP (2.87mn)

OI PCR, OI Value PCR vs NIFTY FUTURES



Change in OPEN INTEREST (Total) vs NIFTY FUTURES



NIFTY OPTIONS

Nifty Bullish Call Spread

Action	Strike	Premium	Max Profit	Max Loss
Buy	11700	100.0	50.70	49.30
Sell	11800	50.7		
Buy	11800	50.7	70.45	29.55
Sell	11900	21.2		
Buy	11700	100.0	121.15	78.85
Sell	11900	21.2		

Nifty Bearish Put Spread

Action	Strike	Premium	Max Profit	Max Loss
Buy	11800	125	51.40	48.60
Sell	11700	76		
Buy	11700	76	68.10	31.90
Sell	11600	44		
Buy	11800	125	119.50	80.50
Sell	11600	44		

Note: Above spread are provided for information purposes.

STOCK OPTIONS

Most Active Calls

Scrip	Strike Price	Price	Spot	Turnover (Rs Crs.)	Expiry
TCS	2100	40.15	2113	1738	25-Apr-19
TCS	2150	18.50	2113	794	25-Apr-19
TATAMOTORS	230	7.50	232	562	25-Apr-19
TCS	2200	8.05	2113	622	25-Apr-19
TCS	2120	30.00	2113	521	25-Apr-19

Most Active Puts

Scrip	Strike Price	Price	Spot	Turnover (Rs Crs.)	Expiry
TCS	2000	4.90	2113	483	25-Apr-19
TCS	2050	9.00	2113	429	25-Apr-19
TATAMOTORS	220	2.20	232	298	25-Apr-19
INFY	720	7.10	728	519	25-Apr-19
TCS	2100	23.40	2113	306	25-Apr-19

STOCK FUTURES

LONG BUILDUP (Price rise OI rise)

Stock	CMP	Price Chg	OI Chg	(NSE+BSE) %Delivery	Recovery
PCJEWELLER	126	12.6%	39.5%	7%	11%
INFIBEAM	51	8.7%	13.4%	17%	8%
TATAMTRDVR	111	7.5%	0.5%	19%	7%
IDEA	17	5.9%	7.2%	22%	8%
GODFRYPHLP	1203	4.4%	11.6%	14%	5%

SHORT BUILDUP (Price fall OI rise)

Stock	CMP	Price chg	OI chg	(NSE+BSE) %Delivery	Fall from High
TV18BRDCST	37	-5.4%	2.0%	18%	8%
DCBBANK	192	-3.3%	23.8%	28%	5%
INFY	728	-2.7%	7.0%	52%	1%
TATAPOWER	71	-2.6%	2.8%	49%	3%
ORIENTBANK	108	-2.1%	2.8%	15%	3%

SHORT UNWINDING (Price rise OI fall)

Stock	CMP	Price Chg	OI Chg	(NSE+BSE) %Delivery	Recovery
TATAMOTORS	232	7.3%	-0.4%	16%	7%
TCS	2113	4.9%	-1.2%	36%	4%
BHARATFORG	513	4.1%	-4.1%	28%	4%
TATASTEEL	553	3.7%	-0.5%	26%	3%
MOTHERSUMI	154	3.6%	-2.8%	43%	3%

LONG UNWINDING (Price fall OI fall)

Stock	CMP	Price chg	OI chg	(NSE+BSE) %Delivery	Fall from High
LICHSGFIN	529	-2.1%	-0.5%	39%	3%
RECLTD	153	-1.5%	-2.4%	24%	2%
HINDPETRO	257	-1.2%	-2.5%	49%	2%
ALBK	54	-1.1%	-0.2%	14%	2%
UBL	1409	-0.9%	-1.7%	27%	1%

Long positions were witnessed in stocks like PCJEWELLER & INFIBEAM

Short positions were witnessed in stocks like TV18BRDCST & DCBBANK

FII's ACTIVITY IN DERIVATIVES								NSE DERIVATIVES TURNOVER				
15-Apr-19	Buy	Sell	Net	OI	%	OI	%	Rs. Crs	15-Apr	12-Apr	%	FII's
Rs. Crs				Value	Chg	Contracts	Chg				Chg	Contribution
INDEX FUTURES	2,192	2,415	-222	19,260	5.5%	2,41,429	5.6%	INDEX FUTURES	11,739	15,286	-23%	39%
INDEX OPTIONS	1,14,913	1,13,620	1,292	72,692	4.9%	9,14,287	4.8%	INDEX OPTIONS	5,26,697	4,82,484	9%	43%
TOTAL INDEX	1,17,105	1,16,035	1,070					TOTAL INDEX	5,38,436	4,97,771	8%	
STOCK FUTURES	12,031	12,301	-270	90,018	1.3%	13,84,787	0.7%	STOCK FUTURES	46,232	42,670	8%	53%
STOCK OPTIONS	7,583	7,754	-170	8,122	10.3%	1,26,733	9.2%	STOCK OPTIONS	55,892	42,211	32%	27%
TOTAL STOCKS	19,614	20,054	-440					TOTAL STOCKS	1,02,124	84,881	20%	
FII's contribution to the total Derivatives turnover									43%	43%		

DISCLAIMERS AND DISCLOSURES

LKP Sec. Ltd. [CIN-L67120MH1994PLC080039, www.lkpsec.com] and its affiliates are a full-fledged, brokerage and financing group. LKP was established in 1992 and is one of India's leading brokerage and distribution house. LKP is a corporate trading member of Bombay Stock Exchange Limited (BSE), National Stock Exchange of India Limited (NSE), MCX Stock Exchange Limited (MCX-SX). LKP along with its subsidiaries offers the most comprehensive avenues for investments and is engaged in the businesses including stock broking (Institutional and retail), merchant banking, commodity broking, depository participant, insurance broking and services rendered in connection with distribution of primary market issues and financial products like mutual funds etc.

LKP hereby declares that it has not defaulted with any stock exchange nor its activities were suspended by any stock exchange with whom it is registered in last five years. However, SEBI and Stock Exchanges have conducted the routine inspection and based on their observations have issued advice letters or levied minor penalty on LKP for certain operational deviations in ordinary/routine course of business. LKP has not been debarred from doing business by any Stock Exchange / SEBI or any other authorities; nor has its certificate of registration been cancelled by SEBI at any point of time.

LKP offers research services to clients. The analyst for this report certifies that all of the views expressed in this report accurately reflect his or her personal views about the subject company or companies and its or their securities, and no part of his or her compensation was, is or will be, directly or indirectly related to specific recommendations or views expressed in this report.

Other disclosures by LKP and its Research Analyst under SEBI (Research Analyst) Regulations, 2014 with reference to the subject company(s) covered in this report:

Research Analyst or his/her relative's financial interest in the subject company. (NO)

LKP or its associates may have financial interest in the subject company.

LKP or its associates and Research Analyst or his/her relative's does not have any material conflict of interest in the subject company. The research Analyst or research entity (LKP) has not been engaged in market making activity for the subject company.

LKP or its associates may have actual/beneficial ownership of 1% or more securities of the subject company at the end of the month immediately preceding the date of publication of Research Report.

Research Analyst or his/her relatives have actual/beneficial ownership of 1% or more securities of the subject company at the end of the month immediately preceding the date of publication of Research Report: (NO)

LKP or its associates may have received any compensation including for investment banking or merchant banking or brokerage services from the subject company in the past 12 months.

LKP or its associates may have received compensation for products or services other than investment banking or merchant banking or brokerage services from the subject company in the past 12 months.

LKP or its associates may have received any compensation or other benefits from the Subject Company or third party in connection with the research report.

Subject Company may have been client of LKP or its associates during twelve months preceding the date of distribution of the research report and LKP may have co-managed public offering of securities for the subject company in the past twelve months.

Research Analyst has served as officer, director or employee of the subject company: (NO)

LKP and/or its affiliates may seek investment banking or other business from the company or companies that are the subject of this material. Our salespeople, traders, and other professionals may provide oral or written market commentary or trading strategies to our clients that reflect opinions that are contrary to the opinions expressed herein, and our proprietary trading and investing businesses may make investment decisions that may be inconsistent with the recommendations expressed herein.

In reviewing these materials, you should be aware that any or all of the foregoing, among other things, may give rise to real or potential conflicts of interest including but not limited to those stated herein. Additionally, other important information regarding our relationships with the company or companies that are the subject of this material is provided herein. This report is not directed to, or intended for distribution to or use by, any person or entity who is a citizen or resident of or located in any locality, state, country or other jurisdiction where such distribution, publication, availability or use would be contrary to law or regulation or which would subject LKP or its group companies to any registration or licensing requirement within such jurisdiction. Specifically, this document does not constitute an offer to or solicitation to any U.S. person for the purchase or sale of any financial instrument or as an official confirmation of any transaction to any U.S. person.

Unless otherwise stated, this message should not be construed as official confirmation of any transaction. No part of this document may be distributed in Canada or used by private customers in United Kingdom.

All trademarks, service marks and logos used in this report are trademarks or registered trademarks of LKP or its Group Companies. The information contained herein is not intended for publication or distribution or circulation in any manner whatsoever and any unauthorized reading, dissemination, distribution or copying of this communication is prohibited unless otherwise expressly authorized. Please ensure that you have read "Risk Disclosure Document for Capital Market and Derivatives Segments" as prescribed by Securities and Exchange Board of India before investing in Indian Securities Market. In so far as this report includes current or historic information, it is believed to be reliable, although its accuracy and completeness cannot be guaranteed.

All material presented in this report, unless specifically indicated otherwise, is under copyright to LKP. None of the material, nor its content, nor any copy of it, may be altered in any way, transmitted to, copied or distributed to any other party, without the prior express written permission of LKP